



Architectural Door Hardware 2016/2017



EH805

- Material: Zinc
- Finish: SNP



EH710

- Material: Brass
- Finish: SCP

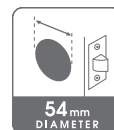


EH711

- Material: Zinc
- Finish: SCP



● Operation: Latch operated by thumb lever from outside. Round knob inside ● Security: Heavy duty double cylinder deadbolt with reinforced security rose ● Door thickness: 34–57mm ● Backset: Adjustable 60 or 70mm ● EH710 & EH711 require 54mm holes through door required for deadbolt and handleset ● EH805 requires a 51mm hole through door.



EXPRESSION DOOR PULLS



XP8 Oval
XP9 Round

- Black Carbon Fibre
- Overall length: 600mm
- Screw centres: 420mm
- 316 Marine Grade Stainless Steel posts and fittings suitable for outside use
- Pillar Finishes: SS, BO



XP5

- Available in Jarrah or Kwila
- Overall length: 540mm
- Screw centres: 250mm
- 316 Marine Grade Stainless Steel posts and fittings suitable for outside use
- Pillar Finishes: SS, BO



XP6

- Available in Jarrah or Kwila
- Overall length: 600mm, 900mm, 1200mm
- Screw centres: 420mm, 720mm, 1020mm (3 pillars)
- 316 Marine Grade Stainless Steel posts and fittings suitable for outside use
- Pillar Finishes: SS, BO



Note: All above door pulls are sold in pairs. See page 4 for entrance escutcheon and turn kits.

Stainless steel

DP1

- Diameter: 32mm
- Overall length: 520mm
- Screw centres: 400mm
- Finish: 304 Grade BSS

High quality Stainless Steel fittings, including grub-screws.

DP2

- Diameter: 32mm
- Overall length: 435mm
- Screw centres: 400mm
- Finish: 304 Grade BSS

High quality Stainless Steel fittings, including grub-screws.

DP3

- Diameter: 25mm
- Overall length: 430mm
- Screw centres: 400mm
- Finish: 304 Grade BSS

High quality Stainless Steel fittings, including grub-screws.



DP4

- Rectangular tube pull
- Profile: 40mm x 20mm
- Overall length: 600mm
- Screw centres: 580mm
- Finish: 316 Grade PSS, BSS

High quality Stainless Steel fittings, including grub-screws.

DP5

- Rectangular tube bar pull
- Profile: 40mm x 20mm
- Overall length: 600mm
- Screw centres: 450mm
- Finish: 316 Grade PSS, BSS

High quality Stainless Steel fittings, including grub-screws.

DP6 600 DP6 900

- Oval tube bar pull
- Overall length: 600mm, 900mm
- Screw centres: 420mm, 720mm
- Finish: 316 Grade PSS, BSS

High quality Stainless Steel fittings, including grub-screws.



Note: All above door pulls are sold in pairs. See page 4 for entrance escutcheon and turn kits.

Entrance kits

Sylvan entrance kits are suitable for use with Sylvan Door Pull collection.



The kit includes the following items:

- Euro escutcheon – square or round
- 5 pin euro cylinder and turn (6 pin available on request)
- Overall length: cylinder 60mm (70mm if 6 pin chosen)
- Euro profile mortice lock S785: 60mm backset, 85mm key and turn separation, 21.5mm single throw deadbolt, reversible latch bolt, key retraction of latch
- Double thumb turn with 27mm knob
- Maximum door thickness: 45mm
- Plates: 56.5 x 56.5mm square option, 56.5mm diameter round option
- Finish: SNP



Refer page 2, 3 for pull handle options. See page 12 for details on double turns.

DOOR KNOCKER

- Heavy die-cast door knocker
- Diameter: 103mm
- Concealed external screw fixing
- Finish: SCP



DK1

Long plate Centro entrance kits

All Centro lever handle shapes are available in kit form.



The kit includes the following items:

- Centro selected lever handle on a long backplate
- 5 pin euro cylinder and turn (6 pin available on request)
- Overall length: cylinder 60mm (70mm if 6 pin chosen)
- Euro profile mortice lock S785: 60mm backset, 85mm key separation, 21.5mm single throw deadbolt, reversible latch bolt, key retraction of latch
- Maximum door thickness: 45mm
- Finish: SNP

All Centro lever shapes are available in kit form.

Asti:	HSI-90EK
Monza:	HSI-91EK
Savona:	HSI-92EK
Como:	HSI-93EK
Andora:	HSI-94EK
Murano:	HSI-95EK

Centro entrance kits



The kit includes the following items:

- Centro selected lever handle on a small backplate
- Euro escutcheon (round or square)
- 5 pin euro cylinder and turn (6 pin available on request)
- Overall length: 60mm (70mm if 6 pin chosen)
- Euro profile mortice lock S785: 60mm backset, 85mm key and turn separation, 21.5mm single throw deadbolt, reversible latch bolt, key retraction of latch
- Maximum door thickness: 45mm
- Plates: 56.5 x 56.5mm square option, 56.5mm diameter round option
- Finish: SNP

All Centro lever shapes are available in kit form.

Asti:	HSI-90RK
Monza:	HSI-91RK
Savona:	HSI-92RK
Como:	HSI-93RK
Andora:	HSI-94RK
Murano:	HSI-95RK

ASTI



I-90R



I-90BK

Privacy option

- No handing required.

MONZA



I-91R



I-91BK

Privacy option

- Handing required for Dummy Trim only. Refer page 17 for handing diagram.

MURANO



I-95R



I-95BK

Privacy option

- Handing required for Dummy Trim only. Refer page 17 for handing diagram.

- Passage & Privacy lever furniture
- Concealed screw fixing
- Rose diameter: 56mm
- Privacy function is available by integrated privacy on the rose of the handle or Privacy function by separate turn and emergency release. Refer page 12 for turn options.
- 60mm latch backset is included with all Passage & Privacy sets

- All curved lever dummy trim handles are handed – refer page 17 for handing diagram
- Dummy trim can be installed back to back for use on French doors
- Back plate shape can be changed (special order)
- Finish: SNP (SB, B special order)



Centro series



I-90L



I-90E



I-90E.85



I-90UP

ASTI



I-91L



I-91E



I-91E.85



I-91UP

MONZA



I-95L



I-95E



I-95E.85



I-95UP

MURANO

Lever keyhole

- Lever keyhole stamped
- Use with Sylvan S717, S795 Lever key mortice locks, either 2" or 3" lock body
- 57mm spacing between spindle and lever keyhole
- Finish: SNP (SB, B special order)

Euro keyhole

- Euro profile keyhole stamp
- Use with Sylvan S735 euro key mortice lock, either 2" or 3" lock body
- Use with Sylvan S725 euro double cylinder or S725 euro cylinder and turn
- 48mm spacing between spindle and euro keyhole
- Finish: SNP (SB, B special order)

Euro keyhole 85mm

- Euro profile keyhole stamp
- Use with Sylvan S785, S726 euro mortice lock
- Use with Sylvan S725 euro double cylinder or S725 euro cylinder and turn
- 85mm spacing between spindle and euro keyhole
- Finish: SNP (SB, B special order)

Unpunched

- Unpunched backplate suitable for use in passage situation
- Use with Sylvan MLS latch – 60 or 70mm
- Finish: SNP (SB, B special order)

SAVONA



I-92R

- No handing required



I-92BK

Privacy option

COMO



I-93R

- No handing required



I-93BK

Privacy option

ANDORA



I-94R

- No handing required



I-94BK

Privacy option

- Passage & Privacy lever furniture
- Concealed screw fixing
- Rose diameter: 56mm
- Privacy function is available by integrated privacy on the rose of the handle or Privacy function by separate turn and emergency release. Refer page 12 for turn options.
- 60mm latch backset is included with all Passage & Privacy sets

- All curved lever dummy trim handles are handed – refer page 17 for handing diagram
- Dummy trim can be installed back to back for use on French doors
- Back plate shape can be changed (special order)
- Finish: SNP (SB, B special order)



Centro series



I-92L



I-92E



I-92E.85



I-92UP

SAVONA



I-93L



I-93E



I-93E.85



I-93UP

COMO



I-94L



I-94E



I-94E.85



I-94UP

ANDORA

Lever keyhole

- Lever keyhole stamped
- Use with Sylvan S717, S795 Lever key mortice locks, either 2" or 3" lock body
- 57mm spacing between spindle and lever keyhole
- Finish: SNP (SB, B special order)

Euro keyhole

- Euro profile keyhole stamp
- Use with Sylvan S735 euro key mortice lock, either 2" or 3" lock body
- Use with Sylvan S725 euro double cylinder or S725 euro cylinder and turn
- 48mm spacing between spindle and euro keyhole
- Finish: SNP (SB, B special order)

Euro keyhole 85mm

- Euro profile keyhole stamp
- Use with Sylvan S785, S726 euro mortice lock
- Use with Sylvan S725 euro double cylinder or S725 euro cylinder and turn
- 85mm spacing between spindle and euro keyhole
- Finish: SNP (SB, B special order)

Unpunched

- Unpunched backplate suitable for use in passage situation
- Use with Sylvan MLS latch – 60 or 70mm
- Finish: SNP (SB, B special order)

Note: Mortice locks and latches sold separately (refer to Centro Components Chart, page 13). Euro entrance kits also available (refer page 5).

TRENTO



I-85R



I-85BK

Privacy option

- Passage & Privacy lever furniture
- Concealed screw fixing
- Rose diameter: 56mm
- Privacy function is available by integrated privacy on the rose of the handle or Privacy function by separate turn and emergency release. Refer page 12 for turn options.

- 60mm latch backset is included with all Passage & Privacy sets
- All curved lever dummy trim handles are handed – refer page 17 for handing diagram
- Dummy trim can be installed back to back for use on French doors
- Finish: SCP (SB, B special order)



Keyhole escutcheons



Oval Cylinder
Keyhole Escutcheon
I-ESC4 O

- Diameter: 56.6mm
- Finish: SCP, SNP



Lever Keyhole
Escutcheon
I-ESC4 L

- Diameter: 56.6mm
- Finish: SCP, SNP



Euro Profile Keyhole
Escutcheon
I-ESC4 E

- Diameter: 56.6mm
- Use with Sylvan euro cylinder S725
- Finish: SCP, SNP



Oval Cylinder
Keyhole Escutcheon
I-ESC5 O

- Backplate: 56.6 x 56.6mm
- Finish: SNP



Lever Keyhole
Escutcheon
I-ESC5 L

- Backplate: 56.6 x 56.6mm
- Finish: SNP



Euro Profile Keyhole
Escutcheon
I-ESC5 E

- Backplate: 56.6 x 56.6mm
- Use with Sylvan euro cylinder S725
- Finish: SNP, CP



Round Euro Keyhole Escutcheon
I-ESC6 E

- Diameter: 51mm
- Use with Sylvan euro cylinder S725
- Finish: SNP



Oval Euro Keyhole Escutcheon
I-ESC6 O

- Diameter: 51mm
- Finish: SNP



Square Euro Keyhole
Escutcheon
I-ESC7 E

- Backplate: 51 x 51mm
- Use with Sylvan euro cylinder S725
- Finish: SNP



Square Oval Keyhole
Escutcheon
I-ESC7 O

- Backplate: 51 x 51mm
- Finish: SNP

Centro series



I-85L

Lever keyhole

- Lever keyhole stamped
- Use with Sylvan S717, S795 Lever key mortice locks, either 2" or 3" lock body
- 57mm spacing between spindle and lever keyhole
- Finish: SCP (SB, B special order)



I-85E

Euro keyhole

- Euro profile keyhole stamp
- Use with Sylvan S735 euro key mortice lock, either 2" or 3" lock body
- Use with Sylvan S725 euro double cylinder or S725 euro cylinder and turn
- 48mm spacing between spindle and euro keyhole
- Finish: SCP (SB, B special order)



I-85E.85

Euro keyhole 85mm

- Euro profile keyhole stamp
- Use with Sylvan S785, S726 euro mortice lock
- Use with Sylvan S725 euro double cylinder or S725 euro cylinder and turn
- 85mm spacing between spindle and euro keyhole
- Finish: SCP (SB, B special order)



I-85UP

Unpunched

- Unpunched backplate suitable for use in passage situation
- Use with Sylvan MLS latch – 60 or 70mm
- Finish: SCP (SB, B special order)

Note: Mortice locks and latches sold separately (refer to Centro Components Chart, page 13). Euro entrance kits also available. Refer page 5.

Privacy for bathrooms



Bathroom Privacy Turn I-TT4

- Thumb turn and emergency release
- Diameter: 56.6mm
- Spindle: 6mm
- Concealed screw fixing
- Finish: SCP and SNP



Bathroom Privacy Turn I-TT6

- Turn and emergency release
- Diameter: 51mm
- Spindle: 6mm
- Finish: SNP



Bathroom Privacy Turn I-TT5

- Thumb turn and emergency release
- Backplate: 56.6 x 56.6mm
- Spindle: 6mm
- Concealed screw fixing
- Finish: SNP



Bathroom Privacy Turn I-TT7

- Turn and emergency release
- Backplate: 51 x 51mm
- Spindle 6mm
- Finish: SNP



*Note: Privacy turns require a privacy latch to be ordered to make a working set. See page 12 for bathroom kit options.
Note: All turns can be ordered in Satin Black or Bronze as a special order.*

Privacy for bathroom kits

**HSI-BATHSET**

- **I-TT4** Round turn/backplate and emergency release; (56.6mm)
- **I-BATH 2** 60mm latch, Spindle: 6mm
- **HSI-BATHSET 4** 70mm latch available

**HSI-BATHSET 2**

- **I-TT5** Round turn, square backplate and emergency release; (56.6mm)
- **I-BATH 2** 60mm latch, Spindle: 6mm
- **HSI-BATHSET 5** 70mm latch available

**HSI-BATHSET 6**

- **I-TT5** Round turn/backplate and emergency release; (51mm)
- **I-BATH 2** 60mm latch, Spindle: 6mm

**HSI-BATHSET 7**

- **I-TT7** Round turn, square backplate and emergency release; (51mm)
- **I-BATH 2** 60mm latch, Spindle: 6mm

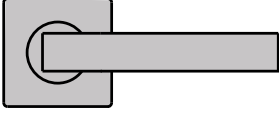
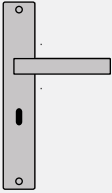
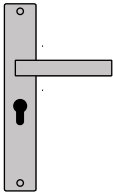
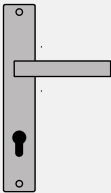
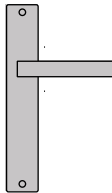
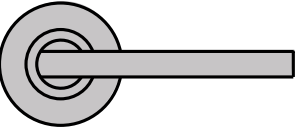
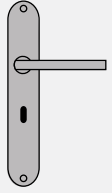
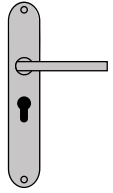
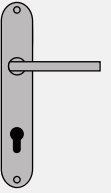
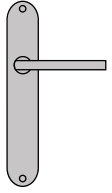

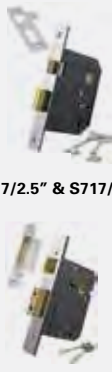








Double turn sets

**I-TTD4**


- Round double turn, round backplate
- Spindle: 8mm
- Backplate: 56.6mm
- Finish: SNP (SB, B special order)

**I-TTD5**

- Round double turn, square backplate
- Spindle: 8mm
- Backplate: 56.6mm
- Finish: SNP, CP (SB, B special order)

SQUARE ROSE					
	I-92R I-93R I-94R	I-92L I-93L I-94L	I-92E I-93E I-94E	I-92E.85 I-93E.85 I-94E.85	I-92UP I-93UP I-94UP
					
	I-90R I-91R I-95R I-85R	I-90L I-91L I-95L I-85L	I-90E I-91E I-95E I-85E	I-90E.85 I-91E.85 I-95E.85 I-85E.85	I-90UP I-91UP I-95UP I-85UP
					
	S791/2.5" & S791/3" S721/46 S785/45 S785/50 S785/60 S785/70 S731/2.5"	S717/2.5" & S717/3" S735/2.5" & S735/3" S726/46 & S726/51 S795/2.5" & S795/3" S785/45 S785/50 S785/60 S785/70			
EURO CYLINDERS					
	S725TT/ S725DBL/ S725BKTT		S725TT/ S725DBL/ S725BKTT	S725TT/ S725DBL/ S725BKTT	
ESCUTCHEONS					
	I-ESC5 L I-ESC5 E I-ESC4 L I-ESC4 E				
MORTICE LATCH					
	MLS708 & MLS608				MLS708 & MLS608

ASPEN



ET E45ET

- Functions: Entrance, Bathroom, Passage, Dummy Trim
- Door thickness: 30–45mm
- Matching deadbolt available EDB5
- Backset: Adjustable 60 or 70mm
- Handing: Not required

- Dummy Trim can be back to back for use on French doors
- Low rotation latch. Solid construction
- Turn button to operate entrance and bathroom functions from the inside
- Finish: SCP

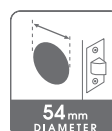
Tubular Leverset



BK E45BK



PS E45PS **DT** E45DT



NEWTON



ET E39ET

- Functions: Entrance, Bathroom, Passage, Dummy Trim
- Door thickness: 30–45mm
- Matching deadbolt available EDB6
- Backset: Adjustable 60 or 70mm
- Handing: Not required

- Dummy Trim can be back to back for use on French doors
- Low rotation latch. Solid construction
- Turn button to operate entrance and bathroom functions from the inside
- Finish: SCP

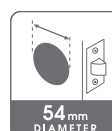
Tubular Leverset



BK E39BK



PS E39PS **DT** E39DT



Tubular Leverset

OAKLAND



BK E46BK



PS E46PS **DT** E46DT



ET E46ET

- Functions: Entrance, Bathroom, Passage, Dummy Trim
- Door thickness: 30–45mm
- Matching deadbolt available EDB5
- Backset: Adjustable 60 or 70mm
- Handing: Only required for Dummy Trim

- Dummy Trim can be back to back for use on French doors
- Low rotation latch. Solid construction
- Turn button to operate entrance and bathroom functions from the inside
- Finish: SNP

Tubular Leverset

HOUSTON



BK E37BK



PS E37PS **DT** E37DT



ET E37ET

- Functions: Entrance, Bathroom, Passage, Dummy Trim
- Door thickness: 30–45mm
- Backset: Adjustable 60 or 70mm
- Handing: Not required
- Dummy Trim can be back to back for use on French doors

- Low rotation latch
- Suitable for DIY and trade, removable handles for easy installation
- Concealed screw fixing on all functions
- Turn button to operate entrance and bathroom functions from the inside
- Finish: SCP

DENVER



ET E60ET

- Functions: Entrance, Bathroom, Passage, Dummy Trim
- Door thickness: 30–45mm
- Backset: Adjustable 60 or 70mm
- Handing: Not required
- Dummy Trim can be back to back for use on French doors

- Low rotation latch
- Suitable for DIY and trade, removable handles for easy installation
- Concealed screw fixing on all functions
- Turn button to operate entrance and bathroom functions from the inside
- Finish: SCP

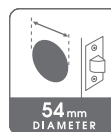
Tubular Leverset



BK E60BK



PS E60PS DT E60DT



RICHMOND



ET E50ET

- Functions: Entrance, Bathroom, Passage, Dummy Trim
- Door thickness: 30–45mm
- Backset: Adjustable 60 or 70mm
- Handing: Not required
- Dummy Trim can be back to back for use on French doors

- Low rotation latch
- Suitable for DIY and trade, removable handles for easy installation
- Concealed screw fixing on all functions
- Turn button to operate entrance and bathroom functions from the inside
- Finish: SCP

Tubular Leverset



BK E50BK



PS E50PS DT E50DT



Cylindrical Leverset

SEATTLE



BK E30BK



PS E30PS **DT** E30DT



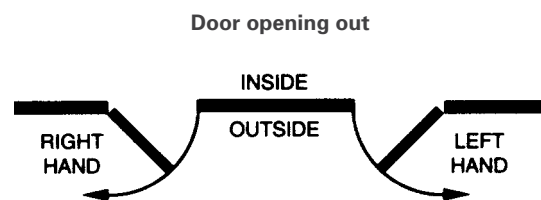
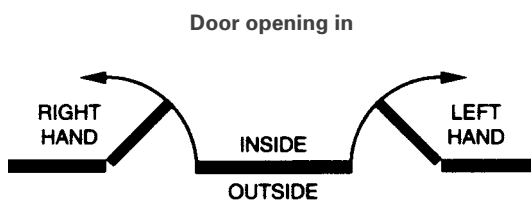
ET E30ET



- Functions: Entrance, Bathroom, Passage, Dummy Trim
- Door thickness: 28–43mm
- Backset: 60 & 70mm latches supplied
- Handing: Refer to handing diagram below
- Chassis: Threaded on both sides for easy alignment and solid fixing

- Push button and panic release on Entrance and Bathroom inner lever handle
- Handing required for Entrance/Bathroom and Dummy Trim
- Finishes: SCP or PB

Door Handing



Leverset Functions

ET Entrance Lock

Latch bolt operated by key from outside, by lever inside. Inside handle always active. Deadlocking latch bolt.



BK Bathroom Lock

For bedroom, bathroom or toilet. Inside push button locks outer lever. Coin operated emergency release.



PS Passage Latch

For interior doors not requiring locking. Levers are always active.



DT Dummy Trim

Fixed lever for wardrobe and cupboard doors. Use with roller bolt, magnetic catch or similar.

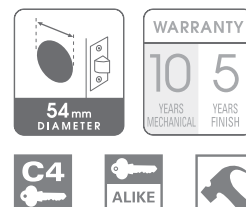


Single Cylinder Deadbolt **EDB1**

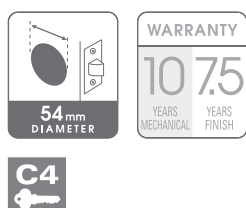
- Operation: Key from outside. Thumb turn inside
- Backset: Adjustable 60 or 70mm
- Door thickness: 35–50mm
- Keying: May be keyed in pair with Sylvan entrance sets
- Finishes: PB, SS

Double Cylinder Deadbolt **EDB2**

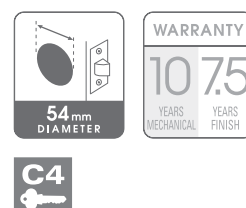
- Operation: By key from either side
- Backset: Adjustable 60 or 70mm
- Door thickness: 35–45mm
- Keying: May be keyed in pair with Sylvan entrance sets
- Comes complete with one-way fixing screws to prevent the lock from being removed from the inside
- Finishes: AB, PB, SS

Single Cylinder Deadbolt **EDB5**

- Operation: Key from outside. Thumb turn inside
- Designed to match Oakland and Aspen Entrance
- Backset: 60 or 70mm
- Hardened steel roller
- Door thickness: 35–50mm
- Concealed screw fixing
- Finishes: SCP, SNP

Single Cylinder Deadbolt **EDB6**

- Operation: Key from outside. Thumb turn inside
- Designed to match Newton Entrance
- Backset: 60 or 70mm
- Hardened steel roller
- Door thickness: 35–50mm
- Concealed screw fixing
- Finish: SCP



Cylindrical Knobsets

QUEST



ET E71ET **DC** E71DC



PS E71PS **DT** E71DT



BK E71BK



- Functions: Entrance, Double Cylinder Entrance, Bathroom, Passage, Dummy Trim
- Door thickness: 29–45mm
- Backset: 60 & 70mm latches supplied
- Handing: Reversible
- Dummy Trim fixed from back of door

- Chassis: Threaded on both sides for easy alignment and solid fixing
- Push button and panic release on Entrance and Bathroom inner knob
- Finishes: SS, PB or AB (Combination set not available in AB)

VITA



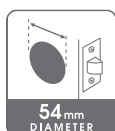
ET E91ET **DC** E91DC



PS E91PS **DT** E91DT



BK E91BK



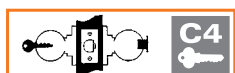
- Functions: Entrance, Double Cylinder Entrance, Bathroom, Passage, Dummy Trim
- Door thickness: 29–45mm
- Backset: 60 & 70mm latches supplied
- Handing: Reversible
- Dummy Trim fixed from back of door

- Chassis: Threaded on both sides for easy alignment and solid fixing
- Push button and panic release on Entrance and Bathroom inner knob
- Finishes: SS, PB or AB (Combination set not available in AB)

Knobset Functions

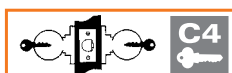
ET Entrance Lock

Latch bolt operated by key from outside, by knob inside. Inside handle always active. Deadlocking latch bolt.



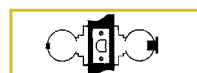
DC Entrance Lock

Both knobs locked and unlocked by key. Deadlocking latch bolt.



BK Bathroom Lock

For bedroom, bathroom or toilet. Inside push button locks outer knob. Coin operated emergency release.



PS Passage Latch

For interior doors not requiring locking. Knobs are always active.



DT Dummy Trim

Fixed knob for wardrobe and cupboard doors. Use with roller bolt, magnetic catch or similar.



GLOBE



ET UE67ET



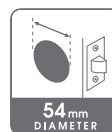
PS UE67PS DT UE67DT



BK UE67BK

- Functions: Entrance, Bathroom, Passage, Dummy Trim
- Door thickness: 32–50mm
- Backset: 60 or 70mm latch
- Dummy Trim fixed from back of door

- Supplied in boxed packs only. Not available in blister pack
- Turn button to operate entrance and bathroom functions from the inside
- Finishes: SS



AMOS



BK E61BK



PS E61PS



DT E61DT

- Functions: Bathroom, Passage, Dummy Trim
- Door thickness: 30–50mm
- Suitable as a replacement for door hardware with existing spindle holes from 10 to 30mm

- Backset: 60–70mm adjustable
- Dummy Trim can be back to back for use on French doors
- Finish: SS





LSCWC Ceramic knob, Gold Plated base



LSCW White ceramic knob, Gold Plated base

LSCWW White ceramic knob, White base

LSCWCP White ceramic knob, Chrome Plated base

LS Series ceramic, wood and die-cast knobs are supplied with Sylvan's self-aligning fixing system. No special door preparation is required.

Note: Latches supplied separately (see page 23).



LS5RIM Rimu knob, Gold Plated or Antique Brass base

LS5PINAB Pine knob, Antique Brass base

LS5WHITEG White knob, Gold Plated base



LS1 Rimu knob, Florentine Bronze base



LS7 Rimu knob, Gold Plated or Antique Brass base



LS9 White knob, Gold Plated or White base

Note: All knobs shown on this page have concealed screw fixing, are supplied with a 7.6mm spindle. Latch – MLS or ML7 sold separately.



LS76 Die-cast hammered Bronze knob and base

LS76 Die-cast White knob and base



I-51R Heavy duty Brass knob

- Finish: SCP, PB

Not suitable for UF54 kit.

Note: Latches supplied separately (see page 23).



Wood

Metal



SFP2

- 65mm overall
- Finish: BSS



SFP6.L & SFP6.S

- 49.3mm or 41.2mm overall
- Finish: SNP



SFP9

- 96mm between centres
- Finish: SNP



SC11.150

- 150mm overall
- Finishes: CP, SNP, GP



SC11.100

- 110mm overall
- Finishes: CP, SNP, GP



SFP3

- 108mm between centres
- Finish: BSS



SFP11

- 101mm overall
- Finish: SNP



SFP5.L & SFP5.S

- 46mm or 32mm overall
- Finish: SNP



SFP7

- 101mm between centres
- Finishes: CP, PB, SNP



SFP8

- 146mm between centres
- Finish: SNP



SFP12

- 29mm overall
- Sliding door finger pull
- Finish: SNP



SFP10

- 160mm between centres
- Finish: CM



SFP4

- 102mm overall
- Finish: BSS



FP1

- 120mm overall
- Finish: Rimu



SFP

- 100mm between centres
- Finishes: AB, CP, PB, SCP

Mortice Latch **ML7**

- 70mm backset
- 7.6mm square follower
- Produced in high strength nylon
- Finishes: Brown, White



Mortice Latch **MLS**

- 60 or 70mm backsets
- 7.6mm or 8mm square follower
- Finishes: AB, PB, SNP



Privacy Bolt **PB**

- 60 or 70mm adjustable backsets
- Produced in high strength nylon
- Knob Finishes: GP, Pine, Rimu, SCP, White, SNP



Roller Bolt **RB601**

- Externally adjustable roller ball
- Finishes: AB, CP, PB, SCP



Cylindrical Latch **EC60**

- 60 or 70mm backsets
- Suits Sylvan cylindrical entrance, bathroom & passage sets
- Deadlocking latch available for entrance set
- Finishes: PB, SS



Extension Latch **EC90 & EC127**

- 90 or 127mm backsets
- Suits Sylvan cylindrical entrance sets
- Finishes: 90mm CP, 127mm PB, SS



Magnetic Latch **MLSM**

- 60mm backset
- Tools available
- Adjustable striker
- Smooth latch operation
- Finish: SS



new

Tubular Extension Latch **MLS127**

- 127mm backset
- 8mm square follower
- Finish: SS



new

Bathroom Bolt **I-BATH 2** **I-BATH 70**

- 60 or 70mm backsets
- 6mm square follower
- Use with Sylvan privacy turns on page 11
- Forend finish: BSS



Stainless Steel Extended Strike Plates **STRIKE785**

- Overall: 50mm width
- Suitable for use with Sylvan S785 euro mortice lock
- Strike plates are handed
- Finish: SS

new



ECSTRIKE



STRIKER52



ECSTRIKET

Striker Plates

- Overall: 45mm
- Overall: 50mm
- Overall: 39mm
- Finishes: SS, PB
- Finish: SS
- Finish: SS

MADE IN
EUROPE



3 Lever Mortice Lock
S717/2.5" & S717/3"

- Backsets: 45mm & 58mm
- Brass deadbolt operated by key from either side
- Latch bolt by knob or lever from either side
- 96 Key differs
- Electrobrassed or NP forend & striker plate



MADE IN
EUROPE



Euro Cylinder Roller Bolt Mortice Lock **S720/40**

- Backset: 40mm
- 85mm spindle or cylinder separation
- Forend: SS

new

MADE IN
EUROPE



Euro Profile Cylinder Mortice Sashlock **S726/46 & S726/51**

- Backsets: 30 or 35mm
- Latchbolt: Brass, reversible without opening the case
- Special feature: Latchbolt can be withdrawn by an extra key turn
- Deadbolt: Brass head, Steel latch
- Forend: SS

MADE IN
EUROPE



5 Lever Security Mortice Lock
S795/2.5" & S795/3"

- Backsets: 45 & 58mm
- Latch bolt reversible without opening case
- Deadbolt throws 16mm with one key turn
- 1000 Key differs
- Anti pick cartridge
- Brass or SS forend & striker plate

MADE IN
EUROPE



Euro Profile Cylinder Mortice Lock
S735/2.5" & S735/3"

- Backsets: 45mm & 58mm
- Latchbolt reversible without opening case
- Deadbolt throws 16mm with one key turn
- Brass or SS forend & striker plate

MADE IN
EUROPE



Euro Profile Cylinder Deadlock
S721/46

- Euro profile cylinder deadlock
- Backset: 30mm
- Bolt throw: 15mm with one key turn
- Latchbolt: SS forend

MADE IN
EUROPE



5 Lever Security Mortice Deadlock
S791/2.5" & S791/3"

- Backsets: 45 & 58mm
- Bolt throw 16mm with one key turn
- 1000 key differs
- Antipick cartridge
- SS forend & striker plate

MADE IN
EUROPE



Euro Profile Security Mortice Deadlock
S731/2.5" & S731/3"

- Backsets: 45 and 58mm
- Bolt throws 16mm with one key turn
- Cylinders sold separately, refer page 25
- Brass or SS forend & striker plate

MADE IN
EUROPE



Euro Mortice Lock
S785

- Backset: 45, 50, 60, 70mm
- 85mm key and turn separation
- 21.5mm single throw deadbolt
- Reversible latch bolt
- Key retraction of latch
- Strike box available on request
- SS forend

MADE IN
EUROPE



Rebated Forend Kit **S735R**

- Suits: S735 euro profile lock & S795 5 lever mortice lock
- Finishes: Satin Brass, Nickel Matt, AB



Rebated Forend Kit **S717R**

- Suits: S717 3 lever mortice lock
- Finishes: PB, CP



Rebated Forend Kit **S757R**

- Suits: S757 euro cylinder Roller bolt lock
- Finish: SS



Mortice Latch or Deadbolt Rebated Forend Kit **MLR1**

- Suits: Aspen, Denver, Newton, Oakland, Quest, Richmond, Seattle, Vita, MLS latches EDB1 & EDB2 deadbolts
- Finishes: AB, CP, PB, SCP



Rebated Forend Kit **S726R**

- Suits: S726 euro cylinder sash lock
- Finish: SS

Euro cylinders



Euro Profile Single Cylinder & Thumb Turn **S725TT**

- Available in 5 or 6 pin cylinders
- 5 pin, 60mm overall length
- 6 pin, 70mm overall length
- Finishes: SNP, PB, AB, CP



Euro Profile Double Cylinder **S725DBL**

- Available in 5 or 6 pin cylinders
- 5 pin, 60mm overall length
- 6 pin, 70mm overall length
- Finishes: SNP, PB, AB



Euro Profile Cylinder Bathroom Turn & Emergency Release **S725BKTT**

- 70mm overall length
- Finishes: SNP, PB



Euro Profile Half Cylinder **S725/40 S725/45**

- 6 pin, 40mm or 45mm overall length
- Finish: SNP



Euro Profile Half Cylinder & Turn **S725TT/40 S725TT/45**

- 40mm or 45mm overall length
- Finish: SNP

new



DS1

- 75mm length
- Wall mounted
- 3 screw fixing
- Finishes: CP, PB, SCP



DS2

- 73.3mm length
- Wall mounted
- Threaded fixing stud
- Finishes: CP, SCP



DS3

- 92.5mm length including magnet
- Wall mounted
- Magnetic hold-back
- Finishes: CP, PB, SCP



DS4

- 75.5mm length
- Wall mounted
- Magnetic hold-back
- Finishes: CP, PB, SCP



DS6

- 26.3mm high
- Floor mounted
- Finishes: CP, SCP



DS7

- 76.6mm length
- Wall mounted
- Socket hold-back
- Finishes: CP, PB, SCP



DS9 & DS9A

- DS9 46mm high
- DS9A 70mm high
- Floor mounted
- Finish: SA



DS14

- 75mm length
- Wall mounted
- Finish: 304 Grade SS



DS15

- 75mm length
- Wall mounted
- Square door stop (includes both rubber stopper options)
- Finish: 304 Grade SS



DS16

- 98mm length including catch
- External wall mounted
- Finish: SCP



DS17

- 91.6mm high including catch
- External floor mounted
- Finish: SCP



DS19

- 52.8mm high
- Packer (for use with DS17)



- DS18**
- 64mm length including catch
 - External small wall mounted
 - Finish: SCP



- DS20**
- 25.4mm high
 - Floor mounted
 - Finish: SCP



- DS21**
- 76mm length
 - Wall mounted
 - Suitable for external use
 - Finish: 304 Grade SS



- DS22**
- 76mm high
 - Floor mounted
 - Suitable for external use
 - Finish: 304 Grade SS



- DS23**
- 85mm length
 - Wall mounted
 - Finish: SCP



- DS24**
- 77mm length
 - Wall mounted
 - Finish: SNP



- DS25**
- 38mm high
 - Floor mounted
 - Finish: SNP



- DS26**
- 40mm high
 - Floor mounted
 - Finish: SNP



- DS27**
- 84mm length
 - Wall mounted
 - Finish: SNP



- DS28**
- 108mm length
 - Wall mounted
 - Finish: SNP



- DS29**
- 110mm length
 - Wall mounted
 - Finish: SS



- DS30**
- 70mm high
 - Floor mounted
 - Finish: SA



- DS31**
- 85mm high
 - Wall mounted
 - Finish: SS



For Cavity Doors Passage Set **SDPPS**

- Finishes: CP, PB, SS



For Cavity Doors Bathroom Set **SDPBK**

- Finishes: CP, PB, SS



Premium Cavity Slider Set
Bathroom Set **CSBK**
Passage Set **CSPS**

- Solid zinc diecast internal construction
- Finish: SCP

new


Components



UF4




UF5



Adapter plate to cover 54mm hole **UF4, UF5**

- For use with Sylvan Centro
- Round: 65mm diameter, 2 holes at 42mm B/C
- Square: 65mm square
- Sold in pairs
- Finish: SS



UF5 installed on Centro Andora lever handle



Through-bolt fixing kit **UF54**



new

Flush Bolt

BOLT.SS

- 304 Grade Stainless Steel
- 6" length
- Bolt throw
- Finishes: SS, PB





Door Guard **DG1**

- Height adjustable packers
- Rubberised arm for smooth operation
- Ergonomically designed
- Designed for New Zealand requirements
- Finish: SNP



Adjustable Strength Magnetic Catch **MC1**

- Can be used anywhere a roller catch is required
- Will never wear out, as magnets don't touch
- No latch noise when opening door
- Completely concealed when door is closed
- Ezifit Stainless Steel housing cup
- Power adjustable packers increase magnetic holding strength

Note: 23mm Forstner bit available if required **MCFB**

Night Latch



Night Latch **S702**

- Yale keyway – 3 keys
- Backset: 40 and 60mm
- Complete with rim cylinder
- Reversible latch bolt for use on inward or outward opening doors
- Deadlocking handle by turning key outside
- Finish: Grey

MADE IN
EUROPE

Signs

MADE IN
EUROPE

- 100 x 100mm
- Brushed Stainless Steel
- Supplied with self-adhesive tape to secure



SN1



SN2



SN3



SN4



SN5



SN6



SN7

Designed in NZ



Wall Mounted Banister Bracket **BB5**

- Designed: In New Zealand for New Zealand homes
- Construction: 316 Grade Stainless Steel
- Finish: SS



Upright Banister Bracket **BB6**

- Designed: In New Zealand for New Zealand homes
- Construction: 316 Grade Stainless Steel
- Finish: SS



Wall Mounted Banister Bracket **BB1**

- Designed: In New Zealand for New Zealand homes
- Construction: Sturdy zinc die-cast construction, independently load tested by SGS materials testing
- Compliance: With NZ building code, access routed D1/AS1
- Finish: SCP



Upright Banister Bracket **BB2**

- Designed: In New Zealand for New Zealand homes
- Construction: Sturdy zinc die-cast construction, independently load tested by SGS materials testing
- Compliance: With NZ building code, access routed D1/AS1
- Finish: SCP



Wall Mounted Banister Bracket **BB3**

- Designed: In New Zealand for New Zealand homes
- Construction: Sturdy zinc die-cast construction, independently load tested by SGS materials testing
- Compliance: With NZ building code, access routed D1/AS1
- Finish: CP, SCP



Upright Banister Bracket **BB4**

- Designed: In New Zealand for New Zealand homes
- Construction: Sturdy zinc die-cast construction, independently load tested by SGS materials testing
- Compliance: With NZ building code, access routed D1/AS1
- Finish: CP, SCP



Leo



Orion



Virgo

- All lever handle shapes available with Euro key 85mm spindle separation, unpunched passage function and patio function
- Standard backplate size 202mm long suits ISEO 741 lock
- 240mm backplate suits ISEO 781 and 723 Performa 3 point lock
- Reversible handing
- Ball assisted cassettes included for smooth and positive lever action

- Stainless steel through bolt fixing screws
- Concealed screw fixing on outside of door
- Grub screw locked split spindle for added strength
- Designed in New Zealand for New Zealand and Australian building requirements
- Finishes: SNP, Black, White, Grey
- Other powder coat colours are available on request

ISEO

Security Hardware



Libra Smart Euro Cylinder 82K

- Made in Italy
- Stand alone electronic euro cylinder
- Fits European profile cylinder locks
- No wiring required
- 3 year manufacturer's warranty
- Battery life 2 years
- Passage function friendly
- Able to communicate with smart phone, RFID cards, electronic key tags

- Range of communication between phone and cylinder 10 metres
- Suitable for exterior doors IP66 rated
- Stores up to 300 users
- Cylinder body lengths available are 70, 80 and 90mm
- Able to communicate with most iPhone and Samsung smart phones
- Free app available (ISEO ARGO)
- Available with black reader and Satin Nickel turn

3 Point Locking

MADE IN
EUROPE



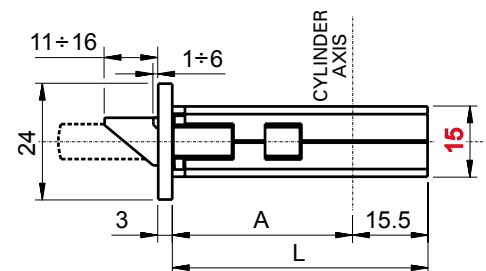
Performa Lock – Wooden Doors **723**

Performa Lock – Aluminium Doors **7235**

- Face plate length 2300mm but can be cut to length
- Minimum length 1700mm
- Three strike plates included with the lock
- Tested to over 200,000 opening/closing cycles under load
- 85mm cylinder spacing
- Deadbolts operated by cylinder
- Easy locking – gearing within main lock provide easy operation
- Low friction chamfered deadbolts help maintain weather seal compression for better thermal insulation and energy saving
- Can be operated by double turn kit rather than lever furniture
- Flat faceplate versions suitable for timber doors (30, 40, 50 and 60mm backset)
- U channel faceplate versions suitable for aluminium doors (30, 40, 50 and 60mm backset)

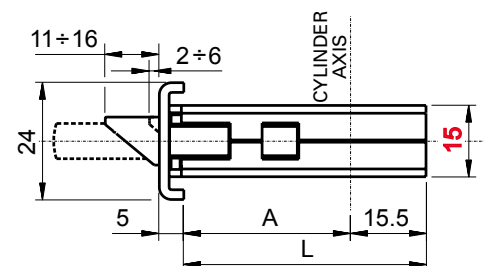


Images show "U" faceplate



Lock flat faceplate 24 X 3

Backset	A	L
30	27	42,5
40	37	52,5
50	47	62,5
60	57	73



Lock "U" faceplate 24 X 5

Backset	A	L
30	24	39,5
40	34	49,5
60	54	70

MADE IN
EUROPE



ISEO Open Case Mortice Lock
Suitable for Aluminium Frames **741**

- Reversible latch
- Available in 20, 25, 30, 35mm backsets
- 85mm cylinder spacing
- Operated with optional euro profile cylinder
- Front plate 238 x 22 x 3mm
- Deadbolt has a 15mm throw
- Stainless Steel faceplate
- Includes strike plate



ISEO Swing Bolt Mortice Lock
for Aluminium Doors **781**

- Rotating/drop deadbolt with a 24mm throw
- Available in 25, 30, 35mm backsets
- Reversible and adjustable latch bolt 10 to 15mm
- 85mm euro cylinder spacing
- Front plate 290 x 24 x 3mm
- Stainless Steel faceplate
- Strike plate sold separately, item code 781Strike



ISEO Parrot Beak Mortice Lock
for Sliding Doors **7814**

- Available in 30, 35mm backsets
- Hook deadbolt has 8mm clearance with a 18mm throw
- Front plate 290 x 24 x 3mm
- Stainless Steel faceplate
- Strike plate sold separately, item code 7814Strike



ISEO Parrot Beak Mortice
Lock for Sliding Doors **78147**

- Available in 35mm backset
- Hook deadbolt has 14mm clearance with a 24mm throw
- Front plate 290 x 24 x 3mm
- Stainless Steel faceplate
- Strike plate sold separately, item code 7814Strike



Mortice Lock **749**

- Available in 30mm backset
- Reversible latch
- 85mm cylinder spacing
- Front plate 238 x 22 x 3mm
- Stainless Steel faceplate
- For use on doors requiring passage mode
- Can be used for patio function and for use on doors requiring auto latching ie, pool areas
- Strike plate sold separately, item code 781Strike



Roller Catch **7640**

- Adjustable protrusion of roller catch
- Heavily sprung
- Strike plate included
- Finish: NP



Armoured Lock **678**

- Cylinders not included
- Latch reversible
- 30mm bolt throw
- Optional deadbolts available to make three point locking

Gate Lock & Mid Rail Lock



ISEO Stainless Steel Electric Gate Lock **52031 L 52032 R**

- Suitable for exterior gates
- Backset 60mm
- Lock body produced in 304 grade Stainless Steel
- Optional Stainless Steel mounting plate also available
- Left and right options available not reversible
- Self locking latch bolt
- Inside red button can be deactivated by inside cylinder for use on an open gate
- Replacement solenoids available



Mid Rail Lock **704**

- 80mm backset to oval cylinder
- Suitable for aluminium doors with mid rail
- Operated by oval cylinder
- Deadbolt with 9mm throw with built-in latchbolt
- Alternative to knobset being fitted at 127mm

Cylinders & Escutcheons



F5 5 pin Euro Cylinder and Turn **8289**

- 70.6mm cylinder length
- F5 key blanks available
- Finish: NP



F6 6 pin Euro Cylinder and Turn **8189**

- 70.7mm cylinder length
- F6 key blanks available
- Finish: NP



Mini 5 pin Oval Cylinder **8350**

- 54.6mm cylinder length
- Suits ISEO 704 mid rail lock
- Finish: NP, PB



F5 Euro Double Cylinder **8209**

- 70.6mm cylinder length
- Key alike available
- F5 key blanks available
- Finish: NP



F6 Euro Double Cylinder **8199**

- 70.7mm cylinder length
- Key alike available
- F6 key blanks available
- Finish: NP



Mini 5 Pin Oval Double Cylinder **8300**

- 54.6mm cylinder length
- Suits ISEO 704 mid rail lock
- Finish: NP, PB



ISEO Esc Range **4202**

- Euro escutcheon
- Finish: Anodised Aluminium



ISEO Esc Range **4203**

- Euro escutcheon
- Finish: SS

Index

Adapter Plates	28
Banister Brackets	30
Cavity Sliders	28
Centro Components Chart	13
Centro Lever Handles	6–10
Andora	8–9
Asti	6–7
Como	8–9
Monza	6–7
Murano	6–7
Savona	8–9
Trento	10–11
Deadbolts	18
Door Guard	29
Door Knocker	4
Door Stops	26–27
Entrance Kits	4
Entrance Set	2
Escutcheons	10
Euro Cylinders Sylvan	25
Flush Bolt	28
Flush Pulls	22
Handing Diagram	17
Knobsets	19–20
Amos	20
Globe	20
Quest	19
Vita	19
Knobs	21
Ceramic, Wooden, Metal	21
Latches	23
Lever Handles for Aluminium Doors	31
Leo	31
Orion	31
Virgo	31
Lever Handle Sets	14–17
Aspen	14
Denver	16
Houston	15
Newton	14
Oakland	15
Richmond	16
Seattle	17
Magnetic Catch	29
Mortice Locks Sylvan	24
Night Latch	29
Privacy Bolts	23
Privacy Turns	11–12
Pull Handles	2–3
Rebate Kits	25
Signs	29
Striker Plates	23
ISEO Cylinders	34
ISEO Gate Lock	34
ISEO Libra Smart	31
ISEO Mid Rail Lock	34
ISEO Mortice Locks	33
ISEO 3 Point Locking	32



Keyed Alike

This product is available with a keyed alike option



C4 Keyway

This keys supplied with this product are C4



Combination Set Option

This product can be purchased in a pack with an Entrance Set and double cylinder deadbolt keyed alike



Builders Pack

This product can be purchased in cardboard box packs enabling access for trade application



Builders Pack Only

This product can only be purchased in cardboard box packs (not available in blister pack)



Buy NZ Made

This product has been produced in New Zealand



Spindle Diameter

This product is able to be used in existing spindle holes from 10 to 30mm in diameter.



Spindle Diameter

This product is able to be used in 54mm diameter hole.



Spindle Diameter

This product is able to be used in 20mm diameter hole.



Warranty

Subject to conditions and exclusions. See www.sylvan.co.nz for full warranty details.

AB	Antique Brass
BO	Black Oxide
B	Bronze Plate
BSS	Brushed Stainless Steel
CM	Chrome Matt
CP	Chrome Plate
GP	Gold Plate

PB	Polished Brass
PSS	Polished Stainless Steel
SA	Satin Aluminium
SB	Satin Black
SCP	Satin Chrome Plate
SNP	Satin Nickel Plate
SS	Satin Stainless Steel



GDRutter
Limited

www.sylvan.co.nz

Head Office: Box 100183, North Shore City, Auckland 0745, New Zealand
Ph: +64 9 444 5359 Free Fax: 0800 479 5826 Email: sales@gdrutter.co.nz
Physical Address: 127 Diana Drive, Glenfield, Auckland 0627, New Zealand
Free Phone: 0800 279 582 or **Australia:** 1300 764 015

